



Molecular Crystals and Liquid Crystals

Publication details, including instructions for authors and subscription information:

<http://www.tandfonline.com/loi/gmcl20>

Synthesis and EL Properties of Light-Emitting Polymers by Gilch Polymerization

Sung-Ho Jin^a, Hwan-Hee Jeong^a, Chan-Koo Hwang^a, Seong-Bae Moon^a, Jae Wook Lee^b, Jin-Taek Hwang^c, Yeong-Soon Gal^d & Jin-Kook Lee^e

^a Department of Chemistry Education and Center for Plastic Information System, Pusan National University, Busan, Korea

^b Department of Chemistry, Dong-A University, Busan, Korea

^c Department of Materials Science and Engineering, Gwangju Institute of Science and Technology, Gwangju, Korea

^d Polymer Chemistry Laboratory, Kyungil University, Hayang, Korea

^e Department of Polymer Science and Engineering, Pusan National University, Busan, Korea

Version of record first published: 20 Aug 2006

To cite this article: Sung-Ho Jin, Hwan-Hee Jeong, Chan-Koo Hwang, Seong-Bae Moon, Jae Wook Lee, Jin-Taek Hwang, Yeong-Soon Gal & Jin-Kook Lee (2006): Synthesis and EL Properties of Light-Emitting Polymers by Gilch Polymerization, *Molecular Crystals and Liquid Crystals*, 444:1, 1-11

To link to this article: <http://dx.doi.org/10.1080/15421400500374575>

PLEASE SCROLL DOWN FOR ARTICLE

Full terms and conditions of use: <http://www.tandfonline.com/page/terms-and-conditions>

This article may be used for research, teaching, and private study purposes. Any substantial or systematic reproduction, redistribution, reselling, loan, sub-licensing, systematic supply, or distribution in any form to anyone is expressly forbidden.

The publisher does not give any warranty express or implied or make any representation that the contents will be complete or accurate or up to date. The accuracy of any instructions, formulae, and drug doses should be independently verified with primary sources. The publisher shall not be liable for any loss, actions, claims, proceedings, demand, or costs or damages whatsoever or howsoever caused arising directly or indirectly in connection with or arising out of the use of this material.

Synthesis and EL Properties of Light-Emitting Polymers by Gilch Polymerization

Sung-Ho Jin

Hwan-Hee Jeong

Chan-Koo Hwang

Seong-Bae Moon

Department of Chemistry Education and Center for Plastic Information System, Pusan National University, Busan, Korea

Jae Wook Lee

Department of Chemistry, Dong-A University, Busan, Korea

Jin-Taek Hwang

Department of Materials Science and Engineering, Gwangju Institute of Science and Technology, Gwangju, Korea

Yeong-Soon Gal

Polymer Chemistry Laboratory, Kyungil University, Hayang, Korea

Jin-Kook Lee

Department of Polymer Science and Engineering, Pusan National University, Busan, Korea

A new class of soluble PPV derivatives containing dimethyldodecylsilylphenyl unit as a pendant was synthesized by Gilch polymerization method. The resulting electroluminescent polymers showed good solubility, good film-forming ability onto the ITO substrate, and exhibited an amorphous morphology due to dimethyldodecylsilylphenyl branched group linked to the polymer backbone. The weight average molecular weights and polydispersities of the present EL polymers were in the range of $8.0\text{--}80.0 \times 10^4$ and 2.67–7.80, respectively. The resulting EL polymers revealed a high thermal stability of up to 355–410°C. Their glass transition temperatures were in the range of 104–251°C. The emission colors could be tuned from green to orange-red colors by changing the MEH-PPV contents in copolymer systems. The turn-on voltages of the EL polymers were in the range of 1.8–4.0 V.

We gratefully acknowledge the Ministry of Information & Communications, Korea, under the Information Technology Research Center (ITRC) Support Program.

Address correspondence to Sung-Ho Jin, Department of Chemistry Education and Center for Plastic Information System, Pusan National University, Busan 609-735, Korea. E-mail: shjin@pusan.ac.kr

Keywords: electroluminescence; Gilch polymerization; light-emitting diode; poly(*p*-phenylenevinylene)

INTRODUCTION

Organic light-emitting diodes (OLEDs) have attracted much attention because of their wide viewing angle, fast switching time compared to conventional flat panel liquid crystal displays (LCDs) and their potential application for large-area flat panel display that can be driven at low voltage [1–3]. Since Tang and VanSlyke have demonstrated a high efficiency LED consisting of light-emitting layers and carrier transport layers [4], various kinds of electroluminescent (EL) polymers as well as organic fluorescent dyes have been developed in order to obtain high efficiency, long lifetime and even white-color emission materials for LCD backlight [5]. Among the conjugated polymers, poly(*p*-phenylenevinylene) (PPV) and its derivatives are known as the most promising materials for the application of polymer LEDs. These materials have been synthesized by precursor routes or the dehydrohalogenation method leading to soluble and high molecular weight polymers. Recently, there has been increasing interest in the silyl-substituted luminescent polymers, in which silyl moieties are introduced either as side chains or as a segment integrated into the polymer backbones [6–8]. A systematic study on the synthesis of polymers combining silyl side chains and substitution on the chemical, physical, and optoelectronic properties of the polymers is interesting to materials scientists and synthetic organic chemists. The attractive properties of silyl-substituted PPVs are their extremely high PL quantum efficiency, good solubility, and uniform film morphology in the film state [9,10]. Therefore, it is meaningful to design and synthesis of silyl substituted PPVs with the aim of keeping or even further enhancing the PL efficiency and the processability by a highly branched side group associated with the larger atom size of Si and the longer bond length of C–Si [11]. Recently, we have synthesized a novel EL polymer, such as alkoxy-phenyloxy substituted PPVs and blending systems with oxadiazole containing electron transport polymer, to improve the device performance [12,13]. In the present article, we report a new series of color tunable PPV derivatives containing dimethyldodecylsilylphenyl side group by Gilch polymerization for high molecular weight and good thermal stability. In order to improve the EL efficiency, the bulky dimethyldodecylsilyl group was introduced into the *ortho*-position of phenyl substituent, which increases intramolecular steric hindrance between dimethyloctylsilylphenyl group and vinylic proton to afford amorphous morphology and good solubility behaviors.

EXPERIMENTAL

Synthesis of 1-bromo-2-(dimethyldodecylsilyl)benzene (1)

A round bottom flask was placed 1,2-dibromobenzene (19.4 g, 82 mmol) and dry THF (250 mL) under N₂ atmosphere. The flask was cooled to -78°C . While stirring, *n*-BuLi (51.44 mL, 1.6 M *n*-hexane solution, 82 mmol) was added dropwise causing a lightening of the yellow color. After 1 hr stirring at -78°C , the mixture was allowed to room temperature and stirred for an additional 1 hr. After cooling to -78°C , chlorododecyldimethylsilane (21.6 g, 82 mmol) was added dropwise, and the system was allowed to slowly warm to room temperature and stirred for an additional 3 hrs. Most of solvent was evaporated under a reduced pressure. The resulting oily product was further purified by column chromatography on silica gel using hexane as an eluent. (Yield: 30%). ¹H-NMR (CDCl₃): δ 0.27 (s, 6H, Si(CH₃)₂), 0.77 (t, 2H, SiCH₂), 0.92 (t, 3H, $-\text{CH}_3$), 1.27 (m, 20H, (CH₂)₁₀), 7.21 and 7.49 (d, 4H, aromatic protons).

Synthesis of 2-(4,4,5,5-tetramethyl-2-isopropoxydioxaborolanyl)-1,4-xylene (2)

A round bottom flask was placed 2-bromo-*p*-xylene (20 g, 0.11 mol) and dry THF (200 mL) under N₂ atmosphere. While stirring, *n*-BuLi (71 mL, 1.6 M *n*-hexane solution, 0.11 mol) was added dropwise at -78°C . When dropping was finished, the mixture was stirred at the same temperature for 2 hrs. And then, 2-isopropoxy-4,4,5,5-tetramethyl-1,3,2-dioxaborolane (24.2 g, 0.13 mol) was added dropwise to the solution at -78°C . The solution was allowed to slowly warm to room temperature and stirred for an additional 24 hrs. The reaction mixture was quenched by water and extracted with ether. The combined organic layers were dried over anhydrous MgSO₄ and filtered. The solvent was removed by evaporation under reduced pressure. The product was purified by chromatography on silica gel using hexane/ethyl acetate (9/1) as an eluent. (Yield: 90%). ¹H-NMR (CDCl₃, ppm): δ 7.6 (s, 1H), 7.15 (d, 1H), 7.1 (d, 1H), 2.5 and 2.3 (s, 6H, 2CH₃ on aromatic ring), 1.3 (s, 12H).

Synthesis of 1,4-dimethyl-2-(2'-dimethyldodecylsilylphenyl)-benzene (3)

To a stirred solution of compound 1 (9.98 g, 26 mmol) in DME, Pd(PPh₃)₄ (0.45 g, 0.39 mmol) was added at room temperature under N₂ atmosphere. After 10 min at room temperature, compound 2

(9.06 g, 39 mmol) was added and followed by NaHCO_3 (1.0 M, 95 ml). And then, the mixture was refluxed for 5 hrs. The catalyst was filtered off, and the phases were separated. The water phase was extracted twice with ether. The resulting organic extracts were combined and washed with water, dried over anhydrous MgSO_4 and evaporated. The resulting oily product was purified by column chromatography on silica gel using hexane as an eluent. (Yield: 56%). $^1\text{H-NMR}$ (CDCl_3): δ 0.31 (s, 6H, $\text{Si}(\text{CH}_3)_2$), 0.77 (t, 2H, SiCH_2), 0.93 (t, 3H, $-\text{CH}_3$), 1.56 (m, 20H, $(\text{CH}_2)_{10}$), 2.28 and 2.4 (s, broad, 6H, 2CH_3 on aromatic ring), 7.05–7.55 (m, 7H, aromatic protons).

Synthesis of 1,4-bis(bromomethyl)-2-(2-dimethyldodecylsilylphenyl)benzene (4)

A mixture of 1,4-dimethyl-2-(2-dimethyldodecylsilylphenyl)benzene 3 (10.4 g, 25.4 mmol), N-bromosuccinimide (9.95 g, 55.9 mmol), and benzoyl peroxide (12 mg, 0.05 mmol) in CCl_4 (200 mL) was heated to reflux for 3 hrs under N_2 atmosphere. A bright red solution with precipitated succinimide was produced. The warm reaction mixture was filtered under suction and washed with a little hot CCl_4 . The combined organics were dried over anhydrous MgSO_4 . After removing of the solvent, the residue was subjected to purification by chromatography on silica gel using hexane as an eluent. (Yield: 40%). $^1\text{H-NMR}$ (CDCl_3): δ 0.29 (s, 6H, $\text{Si}(\text{CH}_3)_2$), 0.79 (t, 2H, SiCH_2), 0.91 (t, 3H, $-\text{CH}_3$), 1.31 (m, 20H, $(\text{CH}_2)_{10}$), 4.1–4.63 (m, 4H, $2\text{-CH}_2\text{Br}$), 7.29–7.62 (d, 7H, aromatic protons).

Synthesis of poly[2-(2-dimethyldodecylsilylphenyl)-1,4-phenylenevinylene], (*o*-SiPhPPV)

To a 100 mL Schlenk flask, the monomer 4 (0.2 g, 0.35 mmol) and dry THF (20 mL) were placed and cooled in an ice bath under N_2 atmosphere. With stirring, the potassium *tert*-butoxide (2.13 mL, 1.0 M THF solution, 2.13 mmol) was added dropwise for 20 min. After 2 min, the reaction mixture turned to yellow and cloudy, and then a bright yellowish green viscous solution was formed. The reaction mixture was stirred additionally for 3 hrs. The polymerization solution was precipitated into 400 mL of MeOH with stirring. The crude polymer was Soxhlet extracted with MeOH. The resulting polymer was redissolved in chloroform and reprecipitated into MeOH. After filtration and drying under vacuum, a bright yellow polymer was obtained (0.07 g, 75%). The obtained polymer has the following $^1\text{H-NMR}$ spectral characteristics in CDCl_3 : δ 0.30 (s, 6H, $\text{Si}(\text{CH}_3)_2$), 0.70–0.98 (m, 5H, SiCH_2 and $-\text{CH}_3$), 1.10–1.52 (m, 20H, $(\text{CH}_2)_{10}$),

7.10–7.80 (br, 9H, aromatic protons and vinylic protons); Anal. Calcd for $C_{28}H_{40}Si$: C, 83.10; H, 9.96. Found: C, 82.90; H, 9.86.

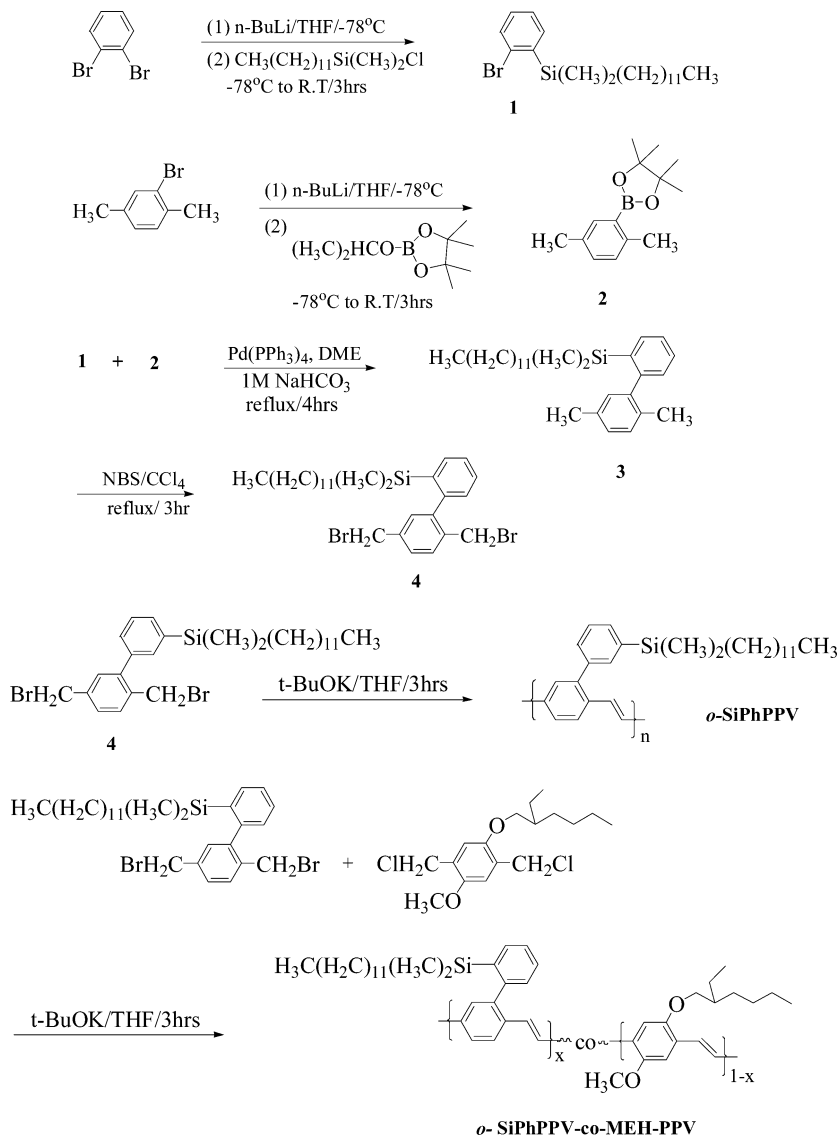
Synthesis of poly[2-(2-dimethyldodecylsilylphenyl)-1,4-phenylenevinylene-co-2-methoxy-5-(2-ethylhexyloxy)-1,4-phenylenevinylene], (*o*-SiPhPPV-co-MEH-PPV)

A solution of 3.6 mL of potassium *tert*-butoxide (1.0 M THF solution, 3.6 mmol) was slowly added over 1 hr using a syringe pump to a stirred solution of monomer (0.102 g, 0.18 mmol) and 1,4-bis(chloromethyl)-2-(2-ethylhexyloxy)-5-methoxybenzene (0.14 g, 0.42 mmol) in 20 mL of dry THF that was cooled to -5°C . The reaction mixture gradually increased its viscosity with orange-red fluorescence and was stirred for 3 hrs. The polymerization solution was precipitated into 600 mL of MeOH and the crude polymer was Soxhlet extracted with MeOH to remove the impurities and oligomers. The resulting polymer was redissolved in chloroform and reprecipitated into MeOH. After filtration and drying under vacuum, bright red fibrous polymer, *o*-SiPhPPV-co-MEH-PPV (50:50 mol%) was obtained. (Yield: 50%) $^1\text{H-NMR}$ (CDCl_3): δ 0.28 (s, 6H, $\text{Si}(\text{CH}_3)_2$), 0.70–0.91 (m, 11H, SiCH_2 , and $-\text{CH}_3 \times 3$), 1.10–1.60 (m, 31H, methylene and methine protons), 3.8–4.2 (m, 5H, $-\text{OCH}_2$, and $-\text{OCH}_3$), 7.10–7.60 (br, 13H, aromatic protons and vinylic protons).

RESULTS AND DISCUSSION

The synthetic procedure for the monomer and the corresponding polymers are depicted in Scheme 1. All synthetic steps for the monomer are facile and can be easily controlled. In order to improve the processability and amorphous morphology of the present polymers, dodecyl-dimethylsilyl group was introduced into the *ortho*-positions of the phenyl side group. Compound 3 was synthesized using a $\text{Pd}(\text{PPh}_3)_4$ -mediated carbon-carbon coupling reaction. The monomer was finally obtained using the bromination of compound 3 and the yield of monomer was about 40%. Polymerization of the monomer 4 was performed with an excess of potassium *tert*-butoxide in cooled THF in an ice water bath under N_2 atmosphere. The collected polymer, *o*-SiPhPPV was further purified by Soxhlet extraction through MeOH and chloroform to remove the oligomers and inorganic impurities.

In order to increase the molecular weight and to improve the device performance, the copolymerization was carried out with various initial monomer concentration of bis(chloromethyl)-2-(2-ethylhexyloxy)-5-methoxybenzene according to the similar method for the synthesis of



SCHEME 1

o-SiPhPPV. Table 1 summarizes the polymerization results and molecular weights of the *o*-SiPhPPV, MEH-PPV and their copolymers, *o*-SiPhPPV-*co*-MEH-PPV. The weight average molecular weights (M_w) and polydispersities of the *o*-SiPhPPV, *o*-SiPhPPV-*co*-MEH-PPV and

TABLE 1 Polymerization Results and Molecular Weights of *o*-SiPhPPV and *o*-SiPhPPV-*co*-MEH-PPV

Polymer	Yield (%)	$M_w^a (\times 10^{-3})$	M_w/M_n
<i>o</i> -SiPhPPV	50	80	3.30
<i>o</i> -SiPhPPV- <i>co</i> -MEH-PPV (70:30 mol%) ^b	54	200	7.80
<i>o</i> -SiPhPPV- <i>co</i> -MEH-PPV (50:50 mol%) ^b	50	100	6.67
<i>o</i> -SiPhPPV- <i>co</i> -MEH-PPV (30:70 mol%) ^b	74	490	2.74
MEH-PPV	80	800	2.67

^aGPC in THF using polystyrene standards.^bComposition determined from ¹H-NMR spectroscopy.

MEH-PPV for comparison were in the range of $8.0\text{--}80.0 \times 10^4$ and 2.67–7.80, respectively.

The resulting EL polymers were completely soluble in common organic solvents, such as chloroform, chlorobenzene, toluene, THF, xylene, and easily spin-coated onto the ITO coated glass substrate. The excellent solubility behavior of the *o*-SiPhPPV and *o*-SiPhPPV-*co*-MEH-PPV compared to alkyl- or alkoxy-substituted PPVs is attributed to the long chain alkylsilyl pendant group. Compared with alkyl- or alkoxy-substituted PPVs, the side chains linked to the polymer backbone through the silicon atom can enhance the flexibility of the polymer, due to the larger atom size of silicon than carbon or oxygen and longer bond length of Si–C than C–C or C–O. The larger atom size and longer bond length result in lower barriers to Si–C bond rotation, which leads to enhanced flexibility of the resulting polymers. The structure and thermal stability of the *o*-SiPhPPV, *o*-SiPhPPV-*co*-MEH-PPV and MEH-PPV were identified by ¹H-NMR, UV-visible spectroscopy and TGA thermograms. The disappearance of the characteristic benzylic proton peaks at 4.45 and 4.50 ppm of the monomer and the appearance of new vinylic proton peaks at 7.10 ppm with aromatic phenyl protons in polymer confirmed the complete polymerization. The ¹H-NMR spectrum of the *o*-SiPhPPV-*co*-MEH-PPV showed a signal at 0.28 ppm for dimethyl groups on silicon atom and at 3.8–4.2 ppm for methylene next to oxygen and methoxy groups in side chains. From the comparison of the peak areas at 0.28 and 3.8–4.2 ppm, compositions of the *o*-SiPhPPV-*co*-MEH-PPV were calculated. The compositions of *o*-SiPhPPV-*co*-MEH-PPV are about 70:30, 50:50, and 30:70 mol% with *o*-SiPhPPV and MEH-PPV units. The TGA thermograms of the *o*-SiPhPPV and *o*-SiPhPPV-*co*-MEH-PPV revealed a high thermal stability of up to 355–410°C. The high thermal stability of the *o*-SiPhPPV and *o*-SiPhPPV-*co*-MEH-PPV prevents

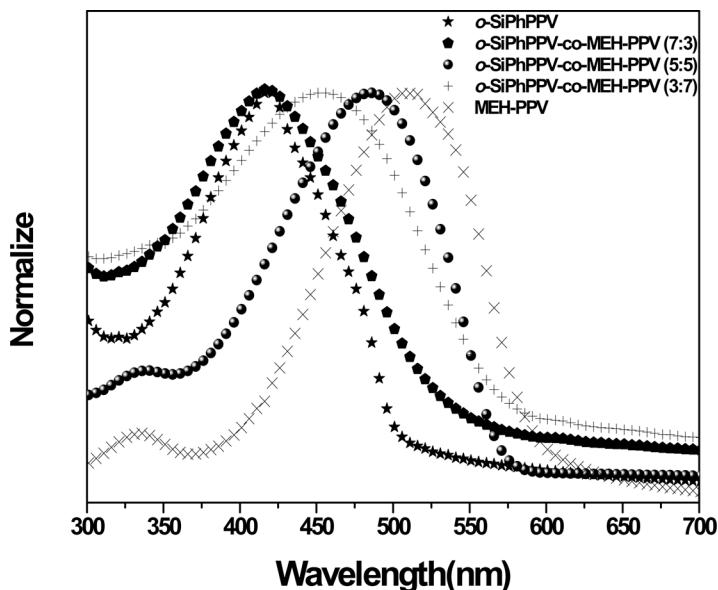


FIGURE 1 UV-visible absorption spectra of *o*-SiPhPPV, *o*-SiPhPPV-co-MEH-PPV and MEH-PPV in thin film.

the deformation of the polymer morphology and degradation of the polymeric emitting layer by applied electric fields of the LED.

Figure 1 shows optical absorption spectra of the *o*-SiPhPPV, *o*-SiPhPPV-co-MEH-PPV and MEH-PPV thin films. Absorption maximum of the *o*-SiPhPPV is shown at about 420 nm. The maximum absorption spectra of the *o*-SiPhPPV-co-MEH-PPV are more red-shifted than that of *o*-SiPhPPV. This is due to the introduction of MEH-PPV segment and the extension of the effective conjugation length in copolymers.

Figure 2 shows the emission spectra of the *o*-SiPhPPV, *o*-SiPhPPV-co-MEH-PPV, and MEH-PPV thin films under excitation at the absorption maximum wavelength of corresponding polymer. The emission maximum of the *o*-SiPhPPV showed two peaks at about 500 and 530 nm with a shoulder at about 570 nm. As increasing the MEH-PPV contents, the emission peaks of the *o*-SiPhPPV-co-MEH-PPV were red-shifted from 500 and 530 nm to 588 nm. The maximum peaks of the *o*-SiPhPPV-co-MEH-PPV are similar to that of MEH-PPV thin film. The tuning of emission maximum is due to the efficient energy transfer via intramolecular chain interaction in thin film state. The EL spectra were essentially identical to the PL spectra of the resulting

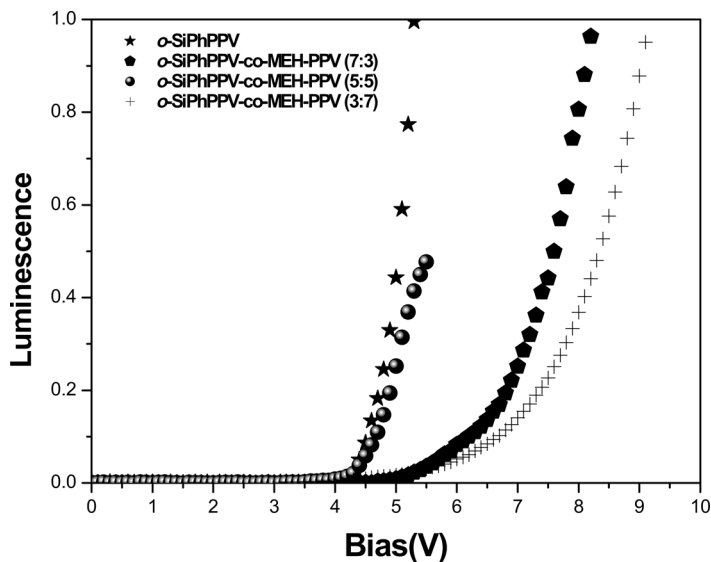


FIGURE 2 PL spectra of *o*-SiPhPPV, *o*-SiPhPPV-co-MEH-PPV, and MEH-PPV in thin film.

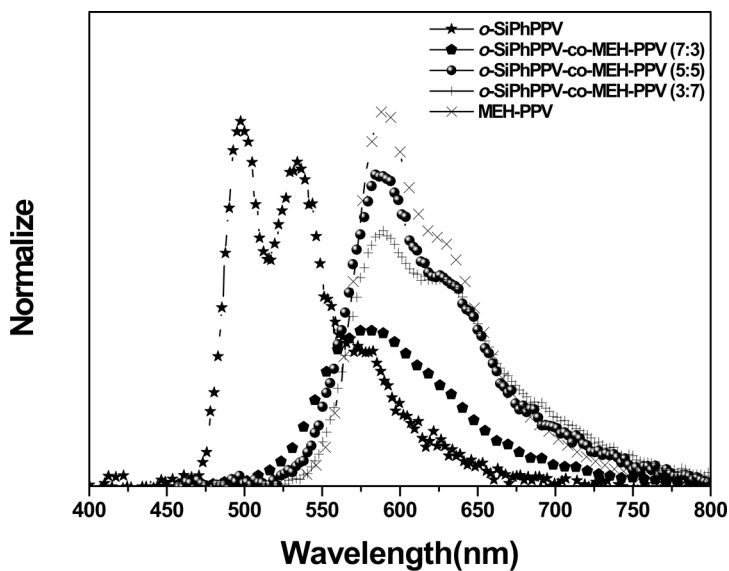


FIGURE 3 Luminescence-voltage (L-V) characteristics of ITO/PEDOT/polymer/Al devices.

EL polymers. EL spectra also show a red-shifted upon going from *o*-SiPhPPV to *o*-SiPhPPV-*co*-MEH-PPV, which is similar to the PL and absorption spectra. Figure 3 shows the luminescence-voltage (*L-V*) characteristics of ITO/PEDOT/polymer/Al devices. The turn-on voltage of the *o*-SiPhPPV is approximately 4.0 V. However, the turn-on voltages of the *o*-SiPhPPV-*co*-MEH-PPV were observed 1.8–4.0 V, which trend to follow that of MEH-PPV. The luminance intensity of the *o*-SiPhPPV and *o*-SiPhPPV-*co*-MEH-PPV exponentially increased with an increased voltage.

CONCLUSIONS

We have synthesized and characterized a new class of soluble PPV derivatives containing alkylsilylphenyl unit as a pendant. The resulting EL polymers showed good solubility, good film-forming ability on ITO substrate, and amorphous properties due to the branching structure of dimethyldodecylsilyl group linked to the polymer backbone as well as enhanced flexibility of side chain originated from the larger size of Si atom and longer bond length of C–Si compared with corresponding carbon or oxygen counterparts. Emission spectrum of the *o*-SiPhPPV showed two peaks at 500 and 530 nm in the green emission region. As increasing the MEH-PPV content, the emission peaks of the copolymers, *o*-SiPhPPV-*co*-MEH-PPV were red-shifted to 588 nm. The emission colors could be tuned from green to orange-red colors by changing the MEH-PPV content. The turn-on voltages of the polymers were observed 1.8–4.0 V.

REFERENCES

- [1] Tang, C. W. & VanSlyke, S. A. (1987). *Appl. Phys. Lett.*, **51**, 913.
- [2] Burroughes, J. H., Bradley, D. D. C., Brown, A. R., Marks, R. N., Mackay, K., Friend, R. H., Burns, P. L., & Holmes, A. B. (1990). *Nature*, **347**, 539.
- [3] Adachi, C., Tsutsui, T., & Saito, S. (1990). *Appl. Phys. Lett.*, **56**, 799.
- [4] Tang, C. W., VanSlyke, S. A., & Chen, C. H. (1989). *J. Appl. Phys.*, **65**, 3610.
- [5] Kido, J., Shonoya, H., & Nagi, K. (1995). *Appl. Phys. Lett.*, **67**, 2281.
- [6] Kim, K. D., Park, J. S., Kim, K. K., Lee, T. B., & No, K. T. (1998). *Macromolecules*, **31**, 7267.
- [7] Li, H. & West, R. (1998). *Macromolecules*, **31**, 2866.
- [8] Ohshita, J. & Kunai, A. (1998). *Acta Polym.*, **49**, 379.
- [9] Kim, S. T., Hwang, D. H., Li, X. C., Gruner, J., Friend, R. H., Holmes, A. B., & Shim, H. K. (1996). *Adv. Mater.*, **8**, 979.
- [10] Hwang, H., Kim, S. T., Shim, H. K., Holmes, A. B., Morati, S. C., & Friend, R. H. (1996). *Chem. Commun.*, 2241.
- [11] Corey, J. Y. (1989). History overview and comparison of silicon with carbon. In: *The Chemistry of Organic Silicon Compounds, Part I*, Patai, S. & Rappoport, Z. (Eds.), John Wiley and Sons Ltd.: New York, Chapter 1, 1–56.

- [12] Jin, S. H., Jung, J. E., Park, D. K., Jeon, B. C., Kwon, S. K., Kim, Y. H., Moon, D. K., Kim, S. H., & Gal, Y. S. (2001). *Eur. Polym. J.*, 37, 921.
- [13] Jin, S. H., Kim, W. H., Song, I. S., Kwon, S. K., Lee, K. S., & Han, E. M. (2000). *Thin Solid Films*, 363, 255.
- [14] Johansson, D. M., Srdanov, G., Theander, M., Yu, G., Inganäs, O., & Andersson, M. R. (1999). *Synth. Met.*, 101, 56.